

H.I.P.E.

Hospital In-Patient Enquiry

2006

INSTRUCTION MANUAL

01.06.06

HIPE Unit, Health Policy & Information Division,
ESRI.

INSTRUCTIONS FOR THE CODER

Before you begin, make sure you have...

- ICD-10-AM classification:
eBook and/ 5 Volume book set (4th Edition)
- White ICD-10-AM training binder (as issued at training courses)
- Instruction manual
- Record summary sheets (if required)
- *All above supplied by HIPE Unit, ESRI.*

Also..

- Medical Dictionary e.g. Dorland's.
- M.I.M.S. - Index of Drugs

For Help....

Coding Manager

 Jacqui Curley 01-6307184

Audit


 Danielle Calvert 01- 6307185


Training

 Marie Glynn 01-6307183

Coding queries submitted by e-mail may be sent with as much detail as possible (see Help! sheet for guidelines of information required)
to: HIPECodingquery@esri.ie


Statistics/Exports


 Aisling Mulligan (01-6307164: e-mail aisling.mulligan@esri.ie)


 Fionnola Kelly (01-6307166: e-mail fionnola.Kelly@esri.ie)

 **Exports submitted by e-mail** may be submitted to: export@esri.ie


Software Support

 Brian McCarthy (01-6307174 : e-mail brian.mccarthy@esri.ie)

 Mark McKenna (01-6307171: e-mail mark.mckenna@esri.ie)

 Joe Hunter (01-6307173 : e-mail joe.hunter@esri.ie)

HIPE&NPRS Manager

 Deirdre Murphy (01-6307182: e-mail deirdre.murphy@esri.ie)

All above available at:

HIPE Unit, Health Policy & Information Division, ESRI, 4 Burlington Road, Dublin 4.

Phone: (01) 6671525. Fax: (01) 6686231. www.esri.ie



Hospital In-Patient Enquiry (HIPE) Summary Sheet

For use with W-HIPE data entry software on ALL DISCHARGES FROM 01.01.05

Hosp No:

Patient Discharge Information		W/List	Mode
		If = 1-2	If = 4-7
Medical Record Number	<input type="text"/>	Type (priority) of admission	<input type="text"/>
Admission Date	<input type="text"/>	Source of Admission	<input type="text"/>
Date of Transfer to PDU	<input type="text"/>	Transfer From	<input type="text"/>
Discharge Date	<input type="text"/>	Discharge Code	<input type="text"/>
Date of Birth	<input type="text"/>	Transfer To	<input type="text"/>
Sex	<input type="text"/>	Infant Admit weight	<input type="text"/>

Patient Details	
Name	<input type="text"/>
Medical Card	<input type="text"/>
Area of Residence	<input type="text"/>
Days in an Intensive Care Environment	<input type="text"/>
Admitting Consultant	<input type="text"/>
Discharge Consultant	<input type="text"/>
Marital Status	<input type="text"/>
GMS Number	<input type="text"/>
Discharge Status	<input type="text"/>
Day Case	<input type="text"/>
Day Ward	<input type="text"/>
Days in a:	<input type="text"/>
Private / Semi Private bed	<input type="text"/>
Public Bed	<input type="text"/>
Day Ward ID	<input type="text"/>

PDX = The diagnosis established after study to be chiefly responsible for occasioning the patient's episode of care in hospital (ACS 0001)

ICD-10-AM Code	Principal Diagnosis (PDX)	Consultant	Specialty
(1) <input type="text"/>	<input type="text"/>	<input type="text"/>	<input type="text"/>
(2) <input type="text"/>	<input type="text"/>	<input type="text"/>	<input type="text"/>
(3) <input type="text"/>	<input type="text"/>	<input type="text"/>	<input type="text"/>
(4) <input type="text"/>	<input type="text"/>	<input type="text"/>	<input type="text"/>
(5) <input type="text"/>	<input type="text"/>	<input type="text"/>	<input type="text"/>
(6) <input type="text"/>	<input type="text"/>	<input type="text"/>	<input type="text"/>
(7) <input type="text"/>	<input type="text"/>	<input type="text"/>	<input type="text"/>
(8) <input type="text"/>	<input type="text"/>	<input type="text"/>	<input type="text"/>
(9) <input type="text"/>	<input type="text"/>	<input type="text"/>	<input type="text"/>
(10) <input type="text"/>	<input type="text"/>	<input type="text"/>	<input type="text"/>

Up to 20 diagnoses codes may be entered on W-HIPE as appropriate - Continue on reverse of sheet if necessary

Procedure / Intervention Codes Note: Code Anaesthetics as appropriate - ACS 0031 Remember: ACS 0042 - Procedures not normally coded

	Block No.	Principal Procedure	Consultant
(1)	<input type="text"/>	<input type="text"/>	<input type="text"/>
(2)	<input type="text"/>	<input type="text"/>	<input type="text"/>
(3)	<input type="text"/>	<input type="text"/>	<input type="text"/>
(4)	<input type="text"/>	<input type="text"/>	<input type="text"/>
(5)	<input type="text"/>	<input type="text"/>	<input type="text"/>
(6)	<input type="text"/>	<input type="text"/>	<input type="text"/>
(7)	<input type="text"/>	<input type="text"/>	<input type="text"/>
(8)	<input type="text"/>	<input type="text"/>	<input type="text"/>
(9)	<input type="text"/>	<input type="text"/>	<input type="text"/>
(10)	<input type="text"/>	<input type="text"/>	<input type="text"/>

Up to 20 procedure codes may be entered on W-HIPE as appropriate - Continue on reverse of sheet if necessary

Date of 1st Procedure

Date of Principal Procedure

Case Entered on W-HIPE:

Comment:

For use on all discharges from 1.1.2005

All HIPE Data are subject to Audit (including chart based reviews)

The arrow beside a field below refers to items downloaded by the PAS where available.



These fields must always be verified against the information in the chart.

- 1. Hospital No:** A 3 digit code number allocated to your hospital by the ESRI for HIPE purposes is automatically assigned by the data entry software. This code number differs from the 4-digit Department of Health Hospital codes which are used for transfers to and from the hospital.



- 2. Chart Number:** Up to 7 characters allowed. If less than 7, place zeros before the chart number (or case reference number). Up to 2 alpha characters allowed, again place these before the chart number and in the first position(s).



- 3. Date of Admission:** Enter day, month and year in appropriate boxes, inserting zeros where necessary.

e.g. 1st March 2006 =

01	03	2006
----	----	------

Admission codes

Type of Admission

This indicates the *priority* of the admission.

↓ 4. Type of Admission - The *priority* of the admission

1 Elective –

The patient's condition permits adequate time to schedule the availability of suitable accommodation.

An elective admission can be delayed without substantial risk to the health of the individual.

2 Elective Readmission –

Patient admitted electively to continue ongoing treatment or care.

3 Elective Maternity –

The patient is admitted electively related to their obstetrical experience.

(From conception to 6 weeks post delivery).

4 Emergency –

The patient requires immediate care and treatment as a result of a severe, life threatening or potentially disabling condition. Generally, the patient is admitted through the Accident & Emergency Department.

5 Emergency Readmission –

This is an unscheduled readmission following previous spell of treatment in same hospital and relating to the treatment or care previously given.

6 Emergency Maternity –

The patient is admitted as an emergency related to their obstetrical experience.

(From conception to 6 weeks post delivery).

7 New born (0-27 days) –

Neonate admitted to hospital for care or observation. Type of admission '7' will be used for patients

- up to the age of 28 days (0-27 days old) who are admitted to the hospitals as an emergency or are unplanned.
- Any other neonatal patients (0-27 days old) admitted routinely will be assigned the regular booked admission type codes

“Type” of Waiting List category

When a user indicates that the admission type is either **1- Elective** or **2 - Elective Readmission** a display box appears on the screen to collect if the case is funded by the National Treatment Purchase Fund (NTPF).

0 – Not NTPF

1 – Yes NTPF

Mode of Emergency Admission

This information indicates where the patient was treated *prior to being admitted* into the hospital as an inpatient or when the patient was treated only in a registered Medical Assessment Unit (MAU).

When the user chooses **Type of Admissions: 4-7** (Emergency), a display box presents the options of:

1 A/E

2 MAU – **Admitted as InPatient.**

This code is assigned if the patient is admitted to the hospital through the MAU.

3 Other

4 Unknown

5 MAU– **Day Only.**

This code is assigned if the patient is admitted to the MAU and discharged from there on the same day.

Note: *Once a Medical Assessment Unit has been registered with the Department of Health & Children contact the HIPE Unit IT Department to activate MAU W-HIPE options.*



5. **Source of Admission - *Where the patient was prior to admission.***

- 1 Home
- 2 Transfer from nursing home/convalescent home or other long stay accommodation
- 3 Transfer from Hospital in HIPE listing or transfer from *any* Acute Hospital not specified in HIPE listing (see pages 13 – 15 in this manual).

When the coder enters a transfer (3) as a source of admission the system will respond with a request to identify the hospital in question. This hospital may be entered as a 4-digit code from the table of Department of Health and Children hospital codes.

- 4 Transfer from Non-Acute Hospital not in HIPE listing
- 5 Transfer from hospice not in HIPE listing
- 6 Transfer from psychiatric hospital/unit
- 7 New born
- 8 Temporary place of residence e.g. hotel
- 9 Prison
- 0 Other



6. **Date of Discharge**

Enter the appropriate date in the appropriate boxes inserting zeros where necessary.

e.g. 10th March 2006 =

10	03	2006
----	----	------



7. **Discharge codes** identify the discharge destination

- 00 - Self discharge
- 01 - Home
- 02 - Nursing home, convalescent home or long stay accommodation
- 03 - Transfer to Hospital in HIPE listing or transfer to *any* Acute Hospital not specified in HIPE listing (see pages 13 – 15 in this manual). **Emergency**
- 04 - Transfer to Hospital in HIPE listing or transfer to *any* Acute Hospital not specified in HIPE listing (see pages 13 – 15 in this manual). **Non Emergency**

When the coder enters a transfer (03 or 04) as a discharge code the system will respond with a request to identify the hospital in question. This hospital may be entered by a 4-digit code number from the table of Department of Health and Children hospital codes (See pull down menu on PC or listing at the end of this instruction manual).

- 05 - Transfer to psychiatric hospital/unit
- 06 - Died with post mortem
- 07 - Died no post mortem
- 08 - Transfer to Non-Acute hospital not in HIPE Hospital Listing - Emergency
- 09 - Transfer to Non-Acute hospital not in HIPE Hospital Listing - Non Emergency
- 10 - To rehabilitation facility (not in HIPE Hospital Listing)
- 11 - Hospice (not in HIPE Hospital Listing)
- 12 - Prison
- 13 - Absconded
- 14 - Other (e.g. Foster care)

↓

8. Date of Birth

The date of birth is stored as 8 digits (dd/mm/yyyy). It is possible to key the last two digits of the year (yy) and the software will convert this to a year this century (20yy). If the date of birth is unknown the year must be estimated and entered with the day and month being keyed as 00/00 e.g. 1970 = 00/00/1970.

↓

9. Infant Admission Weight

For patients aged less than 1 year of age admission weight is collected in the following circumstances:

- Required for all neonates (0-27 days old)
- Required for infants up to 1 year of age with admission weight less than 2,500 grams.

The value collected will be the weight in whole grams on admission. If the patient is admitted on the day of birth, the admission weight will be the birth weight.

↓

10. Sex

Enter appropriate code:

- 1 - Male
- 2 - Female
- (3 - Unknown) *Rare and Unlikely*

↓

11. Marital Status

Enter appropriate code:

- | | |
|-------------|--------------------------------|
| 1 – Single | 4 - Other (includes separated) |
| 2 – Married | 5 - Unknown |
| 3 – Widowed | 6 - Divorced |

↓

12. Medical Card Indicator

This relates to the patient's eligibility and not to the status of bed used by the patient during the stay in hospital. If the patient has full eligibility for health services i.e. has a medical card, the coder will enter the appropriate code

- 0 - No 1 - Yes 2 – Unknown

↓

13. GMS Patient Number

If a coder enters 1 (Yes) in the medical card indicator field they will then enter the GMS (General Medical Services/Medical Card) number for the patient.

TIPPERARY - North & South Ridings

Tipperary North Riding: 1700

Ballinastick	Silvermines
Ballina	Sherry
Ballingarry	Templemore
Ballynonty	Templetouhy
Ballycahill	Thurles
Birr	Toomevara
Borrisokane	Tyane
Borrisoleigh	Upperchurch
Bouladuff	
Birdhill	
Ballinahow	
Coalbrook	
Cloughjordan	
Clonea	
Clonlea	
Dolla	
Dronard	
Drangan	
Drumbane	
Glencarragh	
Gaile	
Gortnahoe	
Glengoole	
Holycross	
Inch	
Kyle	
Littleton	
Lorrha	
Loughnafulla	
Lisnaginly	
Milestone	
Nenagh	
Newhill	
Newport	
Puckane	
Portroe	
Roscrea	

Tipperary South Riding: 0800

Abbey	Grantstown
Abbeyside	Glohihan
Annacarthy	Golden
Ardfinnan	Goolds Cross
Athenny	Hollyford
Ballinilard	Loughtally
Ballinure	Kilfeackle
Ballydrehid	Kellenaule
Ballykisteen	Kilcross
Ballyloogy	Kishane
Ballymacarberry	Kilshelan
Ballypatrick	Knockroe
Ballyporeen	Knockgraffan
Bansha	Lattin
Bonorlahan	Limerick Junctin
Burncourt	Lisronagh
Bohererowe	Loughtally
Cullen	Monard
Cahir	Mullinahone
Cappawhite	Noan
Carrick-On-Suir	Newcastle
Cashel	New Inn
Clerihan	Rossmore
Clogheen	Tipperary Town
Cloneen	Nine-Mile-House
Clonmel	
Crohan	
Commins	
Drumiomogue	
Donaskeigh	
Dondhill	
Dualla	
Dundrum	
Emly	
Fethard	

DUBLIN HIPE POSTAL CODES

North Dublin – 0100 (all **odd** numbered postal codes)

South Dublin – 0200 (all **even** numbered postal codes)*

For further specificity a patient's own Dublin postal codes may be incorporated into these codes, 0100 & 0200. Please see the the list of examples below.

* Dun Laoire Borough is an exception to this rule with a unique code of 0217.

Address	Code
Arbour Hill (7)	0107
Artane (5)	0105
Baily (13)	0113
Balbriggan	0100
Baldoyle (13)	0113
Balgriffin (17)	0117
Ballinteer (16)	0216
Ballsbridge (4)	0204
Ballybough (3)	0103
Ballybrack	0200
Ballyedmonduff (18)	0218
Ballyfermot (10)	0210
Ballygall (11)	0111
Ballyogan (18)	0218
Bawnogue (22)	0222
Bayside (13)	0113
Beaumont (9)	0109
Belcamp (17)	0117
Blackrock	0200
Blanchardstown (15)	0115
Bluebell (12)	0212
Bohernabreena (24)	0224
Cabinteely (18)	0218
Cabra (7)	0107
Cappagh (11)	0111
Carrickmines (18)	0218
Castleknock (15)	0115
Chapelizod (20)	0220
Churchtown (14)	0214
Clondalkin (22)	0222
Clonee (15)	0115
Clonliffe (3)	0103
Clonshaugh (17)	0117
Clonsilla (15)	0115
Clontarf (3)	0103
Coolock	0105
Corduff (15)	0115
Cornelscourt (18)	0218
Cremore (11)	0111
Cruagh (16)	0216
Crumlin (12)	0212

Address	Code
Darndale (17)	0117
Dartry (6)	0206
Deans Grange	0200
Dollymount (3)	0103
Dolphin's Barn (8)	0208
Donaghmede (13)	0113
Donnybrook (4)	0204
Drimnagh (12)	0212
Drumcondra (9)	0109
Dubber (11)	0111
Dundrum (14)	0214
East Wall (3)	0103
Edmondstown (16)	0216
Elm Mount (9)	0109
Fairview (3)	0103
Finglas (11)	0111
Firhouse (24)	0224
Four Courts (7)	0107
Foxrock (18)	0218
Goatstown (14)	0214
Griffith Ave. (9)	0109
Harmonstown (5)	0105
Howth (13)	0113
Inchicore (8)	0208
Irishtown (4)	0204
Island Bridge (8)	0208
Jamestown (11)	0111
Jobstown (24)	0224
Kilmacud	0200
Kilmainham (8)	0208
Kilmashogue (16)	0216
Kilnamanagh (24)	0224
Kilshane (11)	0111
Kilternan (18)	0218
Kimmage Rd. (6w)	0206
Knocklyon (16)	0216
Malahide	0100
Marino (3)	0103
Merchants' Qy. (8)	0208
Merrion (4)	0204
Monkstown	0200
Mt. Merrion	0200

Address	Code
Mulhuddart (15)	0115
Neilstown (22)	0222
Newtown Park	0200
Oldbawn (24)	0224
Palmerstown (20)	0220
Pembroke (4)	0204
Phibsboro (7)	0107
Porterstown (15)	0115
Portmarnock	0100
Portobello (8)	0208
Priorswood (17)	0117
Raheny (5)	0105
Ranelagh (6)	0206
Rathgar (6)	0206
Rathmines (6)	0206
Ringsend (4)	0204
Riverside (17)	0117
Rockbrook (16)	0216
Roebuck (14)	0214
S.C.R. (8)	0208
Sandford (6)	0206
Sandyford (18)	0218
Sandymount (4)	0204
Santry (9)	0109
Shankill (18)	0218
Skerries	0100
Stepaside (18)	0218
Stillorgan	0200
Sutton (13)	0113
Tallaght (24)	0224
Terenure (6)	0206
The Coombe (8)	0208
Ticknock (18)	0218
Wadelai (11)	0111
Walkinstown (12)	0212
Whitechurch (16)	0216
Whitehall (9)	0109
Windy Arbour (14)	0214



- ↓ **15. Patient status on discharge**
- Refers to the public/private status of the patient and not to the type of bed occupied. Either public or private must be specified.
- Enter appropriate code:
- 1 - Public
- 2 - Private
- ↓ **16. Was this a Day Case?**
- A day case is a patient who is admitted to hospital on an elective basis for care and/or treatment which does not require the use of a hospital bed overnight and who is discharged as scheduled. (*Source: Department of Health and Children, September 1993*).
- Enter appropriate code: 0 - No 1 – Yes
- ↓ **17. Day Ward Indicator**
- If the patient is identified as a day case it is necessary to** denote that the patient was admitted to a dedicated named day ward. The options presented will be
- 0 - No 1 - Yes 2 - Unknown.
- Hospitals must register their dedicated day wards with the Department of Health and Children prior to using this facility.
- ↓ **18. Day Ward Identifier (new from 1.1. 2005)**
- If the answer to Day Ward Indicator is 1 – Yes, the pre-registered Day Ward indicator must be entered to identify the day place the patient was treated in.
- ↓ **19. ITU/ICU days**
- This identifies the number of days the patient spent in an intensive care environment e.g. ICU/ITU/CCU/HDU/NITU, as an integer value.
- The midnight census will be used to determine the number of days spent in these environments.



20. **Admitting Consultant**

Each consultant has a unique number assigned by the ESRI which may *not* be used for any other consultant. When a new consultant takes up duty a written request for a new number is sent to the ESRI.

<p>Note: Where the entire case is handled by one consultant his/her code number need be entered only opposite the principal diagnosis. If more than one consultant is involved in a case the relevant consultant number will be placed opposite the relevant diagnoses/procedures.</p>

A specialty code is assigned to the record on the basis of the specialty assignment of the consultant associated with the principal diagnosis. The specialty assignment of the consultant is determined locally on the basis of the listing of specialty codes compiled by the Department of Health and Children. See listing at the end of this instruction manual.



21. **Discharge Consultant**

This identifies the consultant who discharges the patient at the end of the episode and is identified using the same four-digit code scheme as the admitting consultant.



22. **Number of days in a private or semiprivate bed** (where applicable)

The midnight census will be used to determine the number of days spent in these environments.

Same day in-patient and day cases allocated a private/semi-private bed are to be counted as one private day.



23. **Procedure Dates**

Enter the relevant dates. Where the principal procedure was performed on the first visit to theatre the date of the principal procedure is the only date entered.

Note: If a minor procedure is performed prior to the principal procedure the date of the minor procedure will be entered as the date of the first visit to theatre and the later date of the principal procedure will be entered as the date of the principal procedure.

Optional Fields



- **Date of transfer to a Pre-Discharge Unit**

A date may be collected to identify when a patient was *transferred* to a pre-discharge unit as appropriate prior to being discharged as planned. *Hospitals must provide the Department of Health and Children with details of the Pre-Discharge Unit prior to collecting this additional field.*

By definition this will not be the same as discharge date.

e.g. A patient is transferred to the Pre-Discharge Unit of their hospital on 16th March 2006 and is discharged home from this unit 3 days later on the 19th March 2006

Date of transfer to Pre-Discharge Unit

16	03	2006
----	----	------

Date of Discharge from Hospital

19	03	2006
----	----	------



- **Number of days in a Public bed.**

The midnight census will be used to determine the number of days spent in this environment.

Same day in-patients and day cases allocated a public bed count as 1 public day (optionally collected).

- **Batch Coding Facility for Radiotherapy and Dialysis episodes**

A W-HIPE program is available to facilitate the collection of same day radiotherapy and dialysis episodes.

Optional Local Fields:



It is possible to collect 2 optional extra fields which can be used locally but are not exported:

- Discharge ward
- Admitting ward

To download or key these fields contact the IT Department, HIPE Unit, Health Policy & Information Division, ESRI.

DEPARTMENT OF HEALTH & CHILDREN HOSPITAL CODES

(For use with transfers)

Dublin and Mid Leinster Region

- 0100 St. Mary's Hospital, Phoenix Park
- 0101 St. Columcille's Hospital, Loughlinstown
- 0102 Naas County Hospital
- 0106 Cherry Orchard Hospital, Ballyfermot
- 0201 Midland Regional Hospital, Portlaoise
- 0202 Midland Regional Hospital, Mullingar
- 0203 Midland Regional Hospital, Tullamore

Dublin and North East Region

- 0400 Dundalk County Hospital
- 0402 Cavan General Hospital
- 0403 Our Lady's Hospital, Navan
- 0404 Monaghan General Hospital
- 0922 Our Lady of Lourdes Hospital, Drogheda
- 0108 James Connolly Memorial Hospital

Western Region

- 0300 Midwestern Regional Hospital, (Dooradoyle) Limerick
- 0301 Regional Maternity Hospital, Limerick
- 0302 Midwestern Regional Orthopaedic Hospital, Croom
- 0304 Nenagh General Hospital
- 0305 Ennis General Hospital
- 0500 Letterkenny General Hospital
- 0501 Sligo General Hospital
- 0502 Our Lady's Hospital, Manorhamilton
- 0800 University College Hospital Galway (UCHG)
- 0801 Regional Hospital, Merlin Park, Galway
- 0802 Mayo General Hospital
- 0803 Roscommon County Hospital
- 0805 Ballina District Hospital
- 0919 Portiuncula Hospital, Ballinasloe

Southern Region

- 0600 Waterford Regional Hospital (Ardkeen)
- 0601 St. Luke's Hospital, Kilkenny
- 0602 Orthopaedic Hospital, Kilcreene
- 0605 Wexford General Hospital
- 0607 South Tipperary General Hospital, Clonmel
- 0608 Our Lady's Hospital, Cashel
- 0701 St. Mary's Orthopaedic Hospital, Gurrenabraher
- 0703 Mallow General Hospital
- 0704 Bantry General Hospital
- 0705 St. Finbarr's Hospital, Cork
- 0724 Cork University Hospital
- 0725 Erinville Hospital, Cork
- 0726 Tralee General Hospital

Voluntary Hospitals

- 0901 Adelaide Hospital, Dublin
- 0903 Meath Hospital, Dublin
- 0904 St. James's Hospital, Dublin
- 0908 Mater Misericordiae Hospital, Dublin
- 0910 St. Vincent's University Hospital, Elm park
- 0912 St. Michael's Hospital, Dun Laoghaire
- 0913 Mercy University Hospital, Cork.
- 0915 South Infirmary/Victoria, Cork
- 0918 St. John's Hospital, Limerick
- 0923 Beaumont Hospital, Dublin
- 0925 Peamount Hospital, Newcastle
- 0930 Coombe Women's Hospital, Dublin
- 0931 National Maternity Hospital, Holles St, Dublin
- 0932 Rotunda Hospital, Dublin
- 0934 Waterford Maternity Hospital
- 0940 The Children's Hospital, Temple St, Dublin
- 0941 Our Lady's Hospital, Crumlin
- 0943 National Children's Hospital, Harcourt St
- 0945 St. Anne's Hospital, Dublin
- 0946 Hume St. Hospital, Dublin
- 0947 St. Luke's & St. Anne's Hospital, Dublin
- 0950 Royal Victoria Eye & Ear Hospital, Dublin
- 0954 Incorporated Orthopaedic Hospital, Clontarf
- 0955 St. Mary's Hospital, Cappagh
- 0956 St. Mary's Auxiliary Hospital, Baldoyle
- 0960 Our Lady of Lourdes Hospital, (NMRC), Dun Laoghaire
- 0978 Our Lady's Hospice, Harold's Cross, Dublin
- 1225 St. Joseph's Unit, Harold's Cross
- 1270 Adelaide, Meath Incorporating National Children's Hospital (AMNCH), Tallaght

Other Acute Hospitals

- 9030 Acute Hospital in Northern Ireland
- 9031 Acute Hospital in England
- 9032 Acute Hospital in Scotland
- 9033 Acute Hospital in Wales
- 9040 Acute Hospital in France
- 9041 Acute Hospital in Germany
- 9050 Acute Hospital in the United States of America

- 9060 Private Hospital
- 9099 Other Acute Hospital

Department of Health and Children

Database list of consultant specialties

- 0100** Cardiology
- 0300** Dermatology
- 0400** Endocrinology
 - 0402** Diabetes Mellitus
- 0600** Otolaryngology (ENT)
 - 0601** Paediatric ENT
- 0700** Gastro-Enterology
- 0800** Genito-Urinary medicine
- 0900** Geriatric medicine
 - 0902** Psychogeriatric medicine
- 1100** Haematology
 - 1102** Transfusion Medicine
- 1300** Neurology
 - 1302** Paediatric Neurology
- 1400** Neurosurgery
 - 1402** Paediatric Neurosurgery
- 1500** Obstetrics/Gynaecology
 - 1502** Obstetrics
 - 1503** Gynaecology
- 1600** Oncology
- 1700** Ophthalmology
 - 1702** Neuro-Ophthalmic Surgery
 - 1703** Vitro-Retinal Surgery
- 1800** Orthopaedics
 - 1802** Paediatric Orthopaedic Surgery
- 1900** Paediatrics
 - 1902** Paediatric Cardiology
 - 1903** Paediatric Oncology
 - 1904** Neonatology
 - 1905** Paediatric Endocrinology
 - 1906** Paediatric Gastro-enterology
 - 1907** Paediatric Haematology
 - 1908** Paediatric A/E Medicine
 - 1909** Paediatric Infectious Diseases
 - 1910** Paediatric Metabolic Medicine
 - 1911** Paediatric Nephrology
 - 1912** Paediatric Respiratory Medicine
 - 1913** Perinatal Paediatrics
 - 1914** Paediatric Physical Handicap
 - 1915** Paediatric Dermatology
 - 1916** Paediatrics Development

Department of Health and Children

Database list of consultant specialties Contd.

- 2000** Plastic Surgery
 - 2003** Maxillo-Facial
- 2100** Psychiatry
 - 2102** Child/adolescent Psychiatry
 - 2103** Forensic Psychiatry
 - 2104** Substance Abuse
 - 2105** Old Age Psychiatry
 - 2106** Rehabilitation Psychiatry
- 2200** Radiology
 - 2202** Paediatric Radiology
 - 2203** Neuroradiology
- 2300** Nephrology
- 2400** Respiratory Medicine
- 2500** Rheumatology
- 2600** General Surgery
 - 2602** Gastro-Intestinal Surgery
 - 2603** Hepato-Biliary Surgery
 - 2604** Vascular Surgery
- 2700** Infectious Diseases
 - 2702** Tropical
- 2800** Accident & Emergency
- 3000** Rehabilitation Medicine
 - 3002** Spinal paralysis
- 5000** General Medicine
- 6000** Audiological Medicine
- 6100** Public Health Medicine
- 6200** Clinical Neurophysiology
- 6300** Clinical Pharmacology
- 6400** Clinical Physiology
- 6500** G.P. Medicine
- 6700** Clinical (Medical) Genetics
- 6800** Mental Handicap
- 6900** Nuclear Medicine

Department of Health and Children
Database list of consultant specialties Contd.

7000	Dental Surgery
	7001 Oral Surgery
	7002 Orthodontics
7100	Occupational Medicine
7200	Paediatric Surgery
7300	Palliative Medicine
7400	Pathology
7500	Radiotherapy
7600	Cardio-Thoracic Surgery
7700	Metabolic Medicine
7800	Urology
	7802 Renal Transplantation
	7803 Paediatric Urology
7900	Clinical Immunology
8000	Anaesthetics
	8002 Intensive Care
	8003 Pain Relief
	8004 Paediatric Anaesthetics
8300	General Pathology
8400	Chemical Pathology
	8402 Paediatric Chemical Pathology
8500	Histopathology
	8502 Neuropathology
8600	Biochemistry
8700	Cytology
8800	Immunology
8900	Microbiology
	8902 Virology
9000	Other