

An analysis of the primary care systems of Ireland and Northern Ireland

DATE

10th March 2022

VENUE

Online

AUTHOR

Sheelah Connolly

Aoife Brick

Ciarán O'Neill

Michael O'Callaghan



Background

- Similarities and differences between the healthcare systems of Ireland and Northern Ireland
- Both systems have reform proposals
 - Sláintecare report (Ire)
 - Bengoa report (NI)
- Differences provide an opportunity to learn

Objectives

1. How do the primary care systems of Ireland and Northern Ireland differ in terms of eligibility, workforce and reform proposals?
2. How does the demographic and socio-economic composition of the populations of Ireland and Northern Ireland differ?
3. What comparable data are available on the primary care systems of Ireland and Northern Ireland?
4. To what extent do the available data allow comparative analysis of the healthcare systems of Ireland and Northern Ireland to be undertaken?

Ireland - overview of system

- Complex mix of public and private financing and delivery
- A range of different eligibility categories
- Large proportion of the population covered by private health insurance
- No 'list' of registered patients
- Self-employed GPs, other healthcare staff publicly employed but significant private provision
- Issues
 - Workforce shortages
 - Issues of access

Northern Ireland - overview of system

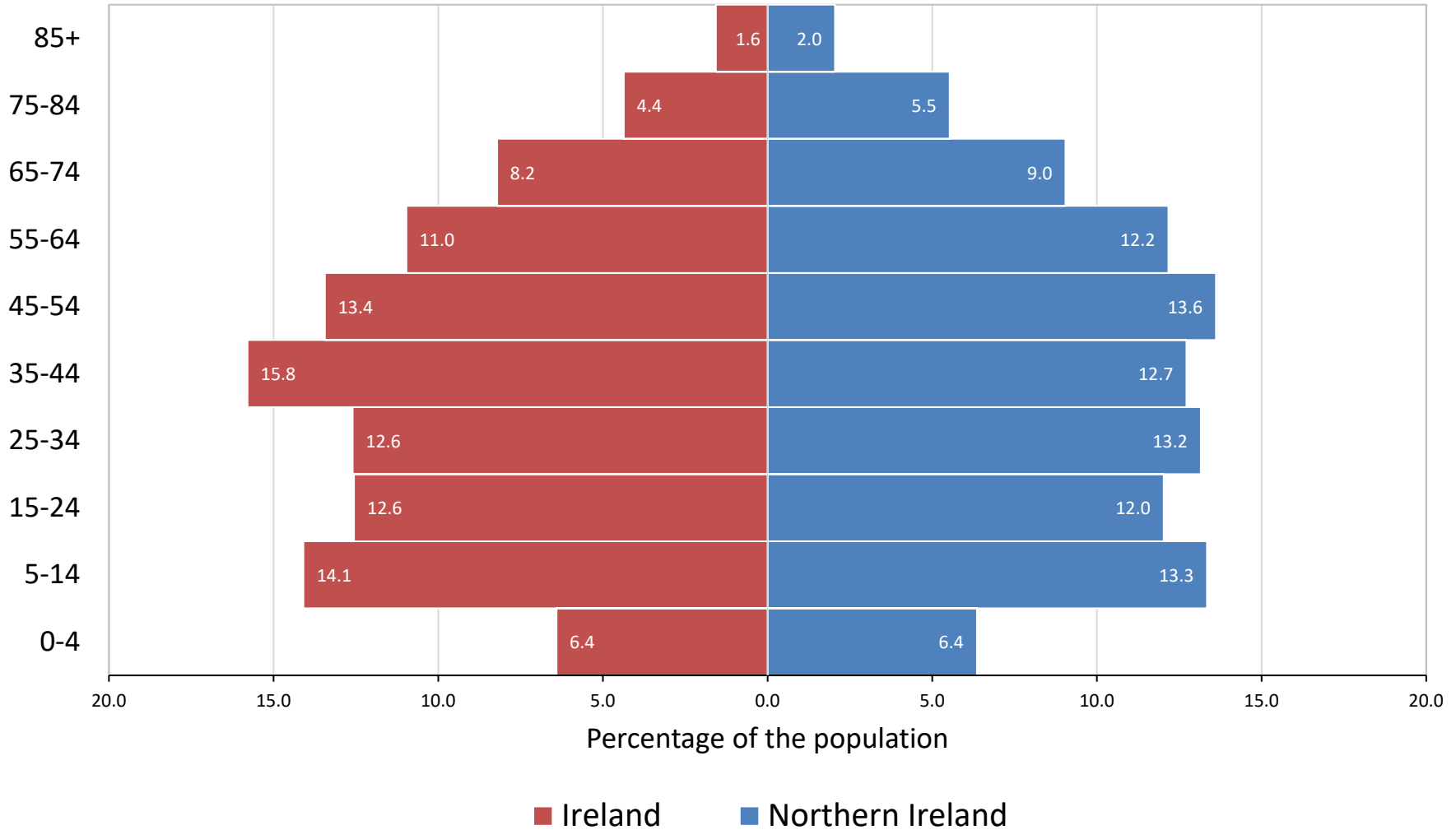
- Universal healthcare system
- Some private provision/financing
- All patients register with a GP - “List of patients”
- Issues
 - Workforce shortages
 - Issues of access

Demographic and socio-economic composition of Ireland and Northern Ireland

- Population
 - 4.9 million in Ireland
 - 1.8 million in Northern Ireland

- Similar age distribution

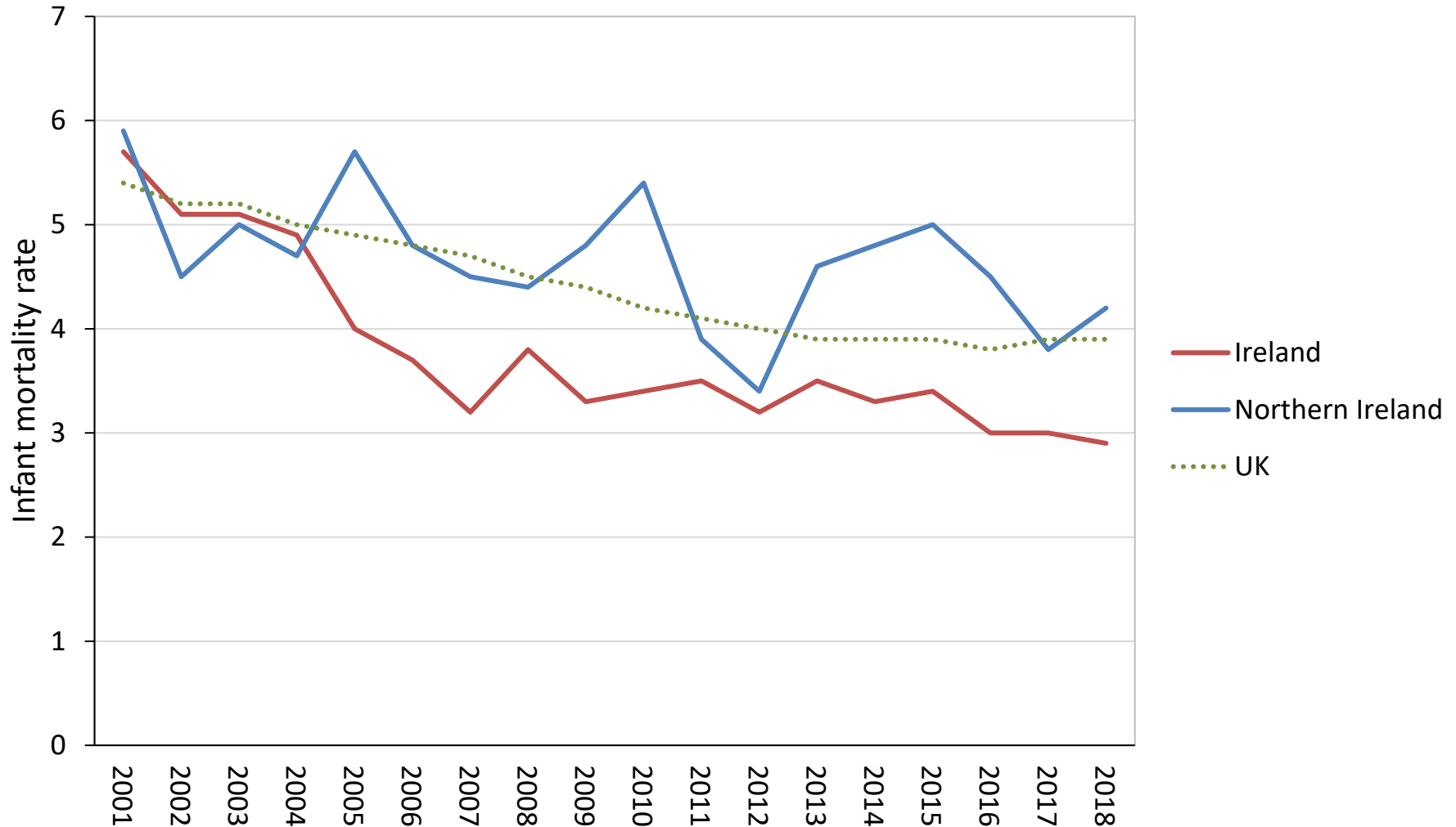
Age distribution, Ireland & Northern Ireland, 2019



Demographic and socio-economic composition of Ireland and Northern Ireland

- Population
 - 4.9 million in Ireland
 - 1.8 million in Northern Ireland
- Similar age distribution
- Better population health in Ireland???

Infant mortality rate in Ireland, Northern Ireland and the UK, 2001–2018



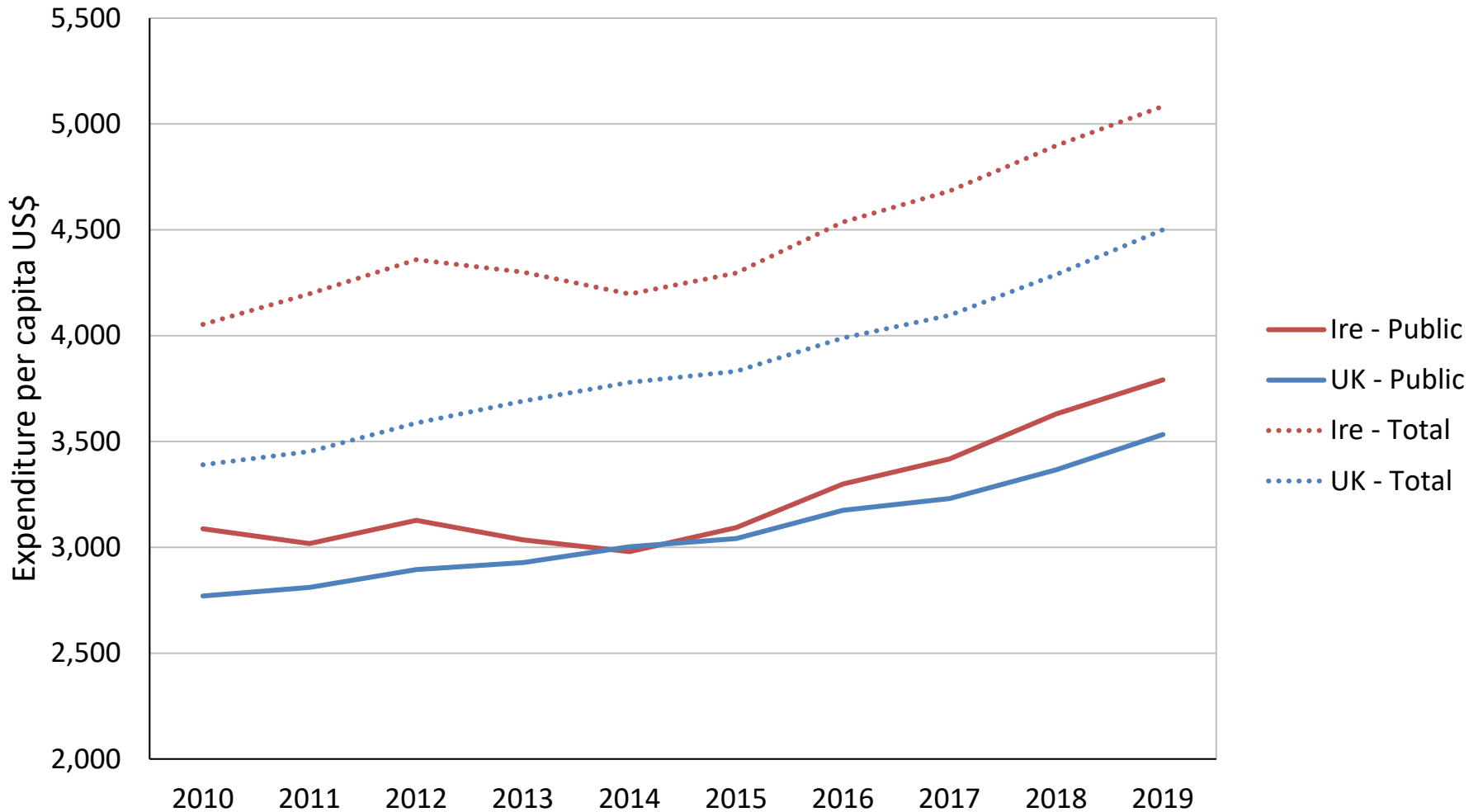
Indicators

- Inputs
 1. Number of GPs
 2. Expenditure (Ireland and UK)
- Throughput
 - Screening / vaccination rates
- Outcomes
 - Unmet healthcare needs
 - Avoidable hospitalisations
 - Waiting lists for hospital-based services

Number of GPs, 2018

	Ireland	Northern Ireland
Number of GPs	3,351	1,294
GPs per 100,000 population	67	68

Per capita current expenditure, public and total



Per capita public healthcare expenditure, 2018-2019

	Per capita (£)
England	2,269
Scotland	2,396
Wales	2,402
Northern Ireland	2,436

Uptake of screening and vaccination services

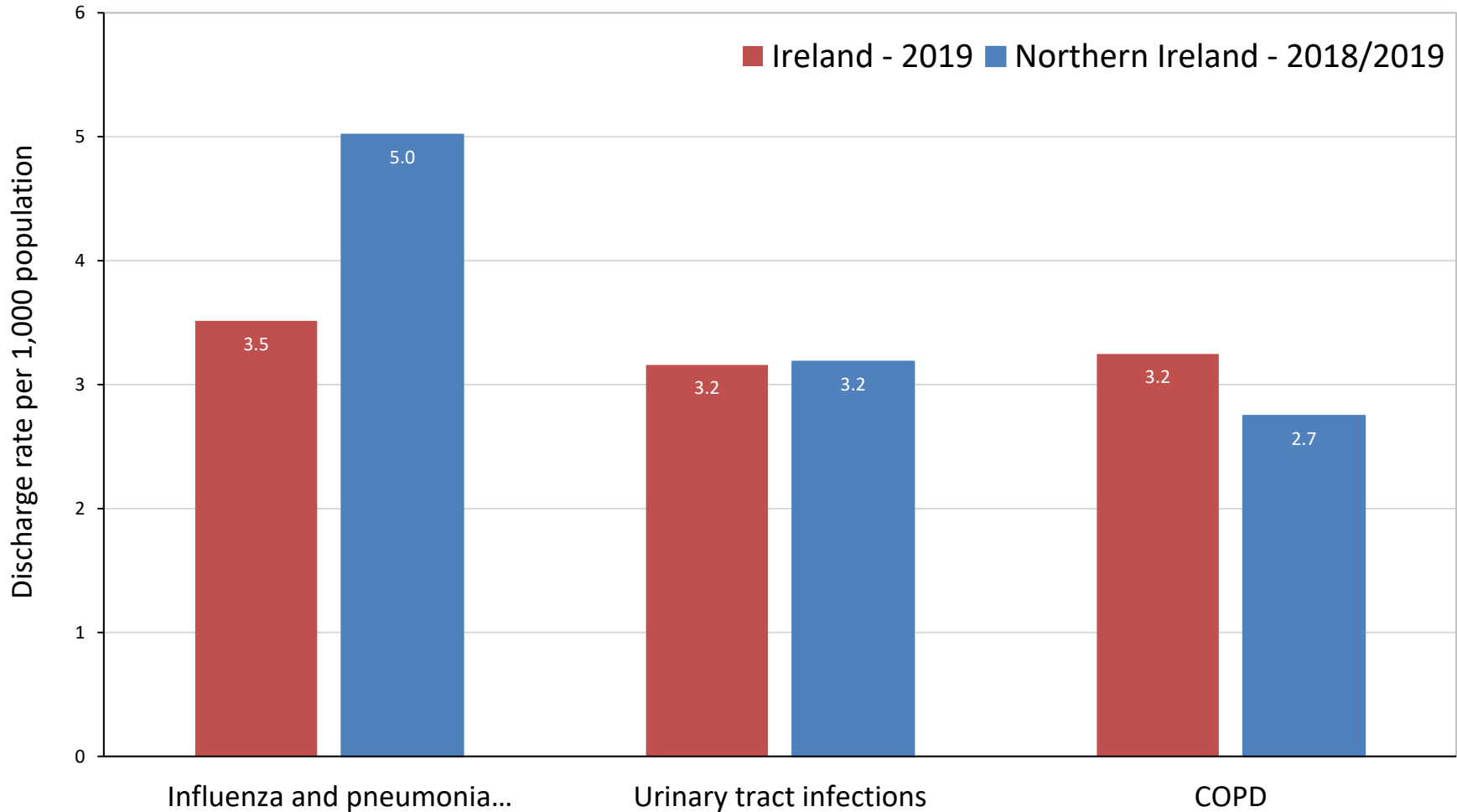
	Ireland	Northern Ireland
Breast screening (2019)	72%	77%
Cervical screening (Ire-2017; NI-2018)	80%	76%
Flu vaccination (65+) (2018/2019)	66%*	70%
MMR dose 1 (2018)	92%	92%-95%

* Only includes cardholders

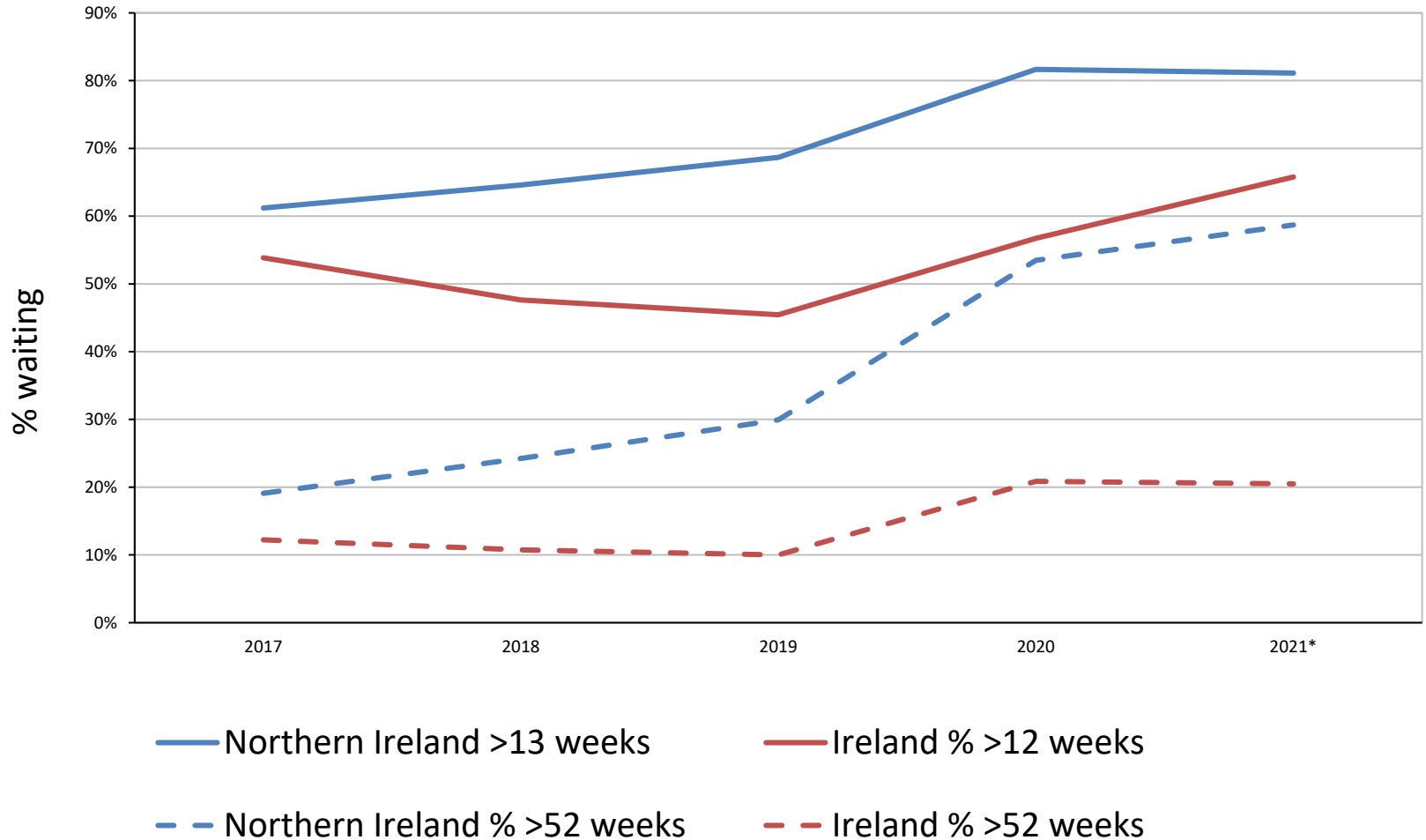
Self reported unmet healthcare needs

	Ireland (2019)		Northern Ireland (2014)	
	Male	Female	Male	Female
	%	%	%	%
Unmet healthcare needs due to waiting lists	11	16	17	19
Unmet healthcare needs due to distance or transportation	2	2	1	3
Could not afford medical examination or treatment	4	6	1	1
Could not afford dental care	6	8	2	2
Could not afford prescribed medicines	3	4	0	0

Avoidable hospitalisation (in-patient discharge rate) per 1,000 population



Day and in-patient waiting lists, 2017-2021*



All-Ireland analysis

- Opportunity to learn from all-Ireland analysis but dependent on comparable data
- Cross-country datasets – but generally UK level
- Positive step – comparable surveys, e.g. TILDA/NICOLA
- But administrative data?
- Appetite to provide comparable data?

Thank-you

Sheelah.Connolly@esri.ie